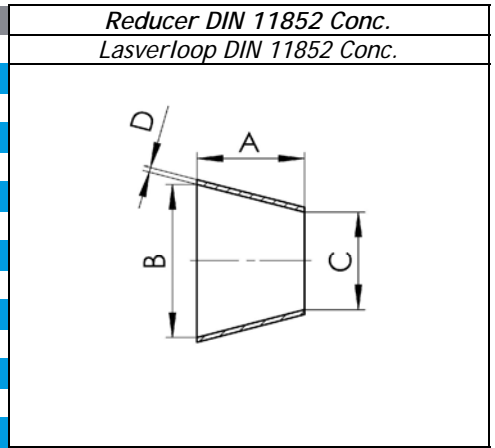
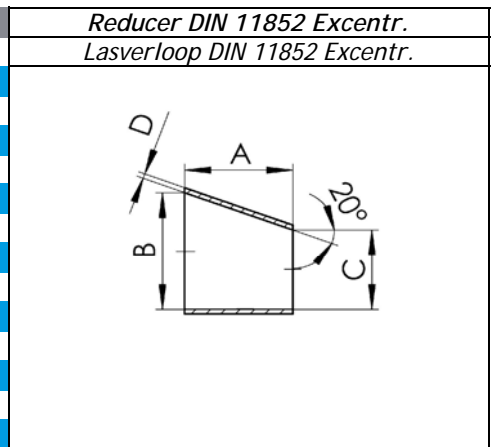
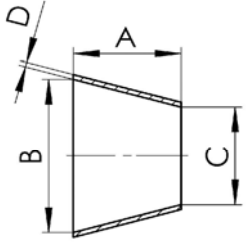


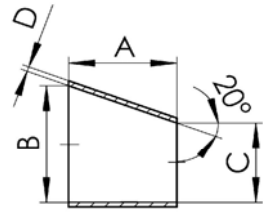
| NW | A | B | C | D | E |
|---------|-------|-----|-----|-----|---|
| 15-10 | 11 | 16 | 10 | 1,5 | |
| 20-10 | 18 | 20 | 10 | 1,5 | |
| 20-15 | 7 | 20 | 16 | 1,5 | |
| 25-10 | 30 | 26 | 10 | 1,5 | |
| 25-15 | 22 | 26 | 16 | 1,5 | |
| 25-20 | 11 | 26 | 20 | 1,5 | |
| 32-15 | 41 | 32 | 16 | 1,5 | |
| 32-20 | 33 | 32 | 20 | 1,5 | |
| 32-25 | 11 | 32 | 26 | 1,5 | |
| 40-20 | 33 | 38 | 20 | 1,5 | |
| 40-25 | 22 | 38 | 26 | 1,5 | |
| 40-32 | 11 | 38 | 32 | 1,5 | |
| 50-25 | 44 | 50 | 26 | 1,5 | |
| 50-32 | 33 | 50 | 32 | 1,5 | |
| 50-40 | 22 | 50 | 38 | 1,5 | |
| 65-32 | 63,5 | 66 | 32 | 2,0 | |
| 65-40 | 51 | 66 | 38 | 2,0 | |
| 65-50 | 29 | 66 | 50 | 2,0 | |
| 80-40 | 80,2 | 81 | 38 | 2,0 | |
| 80-50 | 56 | 81 | 50 | 2,0 | |
| 80-65 | 27 | 81 | 66 | 2,0 | |
| 100-50 | 93 | 100 | 50 | 2,0 | |
| 100-65 | 61 | 100 | 66 | 2,0 | |
| 100-80 | 34 | 100 | 81 | 2,0 | |
| 125-65 | 110 | 125 | 66 | 2,0 | |
| 125-80 | 79 | 125 | 81 | 2,0 | |
| 125-100 | 45 | 125 | 100 | 2,0 | |
| 150-80 | 128,7 | 150 | 81 | 2,0 | |
| 150-100 | 90 | 150 | 100 | 2,0 | |
| 150-125 | 45 | 150 | 125 | 2,0 | |

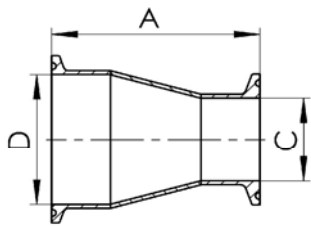


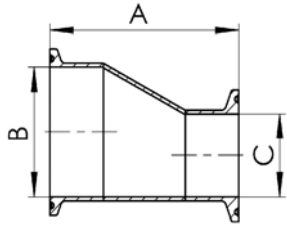
| NW | A | B | C | D | E |
|---------|-------|-----|-----|-----|---|
| 15-10 | 16,5 | 16 | 10 | 1,5 | |
| 20-10 | 27,5 | 20 | 10 | 1,5 | |
| 20-15 | 11 | 20 | 16 | 1,5 | |
| 25-10 | 44 | 26 | 10 | 1,5 | |
| 25-15 | 27,5 | 26 | 16 | 1,5 | |
| 25-20 | 16,5 | 26 | 20 | 1,5 | |
| 32-15 | 44 | 32 | 16 | 1,5 | |
| 32-20 | 33 | 32 | 20 | 1,5 | |
| 32-25 | 16,5 | 32 | 26 | 1,5 | |
| 40-20 | 49,5 | 38 | 20 | 1,5 | |
| 40-25 | 33 | 38 | 26 | 1,5 | |
| 40-32 | 16,5 | 38 | 32 | 1,5 | |
| 50-25 | 66 | 50 | 26 | 1,5 | |
| 50-32 | 49,5 | 50 | 32 | 1,5 | |
| 50-40 | 33 | 50 | 38 | 1,5 | |
| 65-40 | 77 | 66 | 38 | 2,0 | |
| 65-50 | 44 | 66 | 50 | 2,0 | |
| 80-50 | 85,2 | 81 | 50 | 2,0 | |
| 80-65 | 41,2 | 81 | 66 | 2,0 | |
| 100-50 | 137,4 | 100 | 50 | 2,0 | |
| 100-65 | 93,4 | 100 | 66 | 2,0 | |
| 100-80 | 52,5 | 100 | 81 | 2,0 | |
| 125-80 | 120,5 | 125 | 81 | 2,0 | |
| 125-100 | 68,5 | 125 | 100 | 2,0 | |
| 150-100 | 138,5 | 150 | 100 | 2,0 | |
| 150-125 | 68,5 | 150 | 125 | 2,0 | |



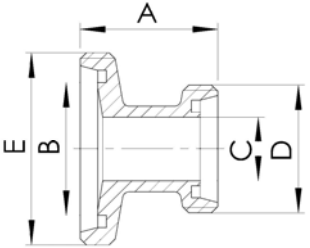
| <i>Reducer SMS Conc. Lasverloop SMS Con.</i> | NW | A | B | C | D | E |
|---|----------|----|------|------|---|---|
|  | 1,5-1" | 39 | 34,8 | 22,1 | | |
| | 2-1" | 57 | 47,5 | 22,1 | | |
| | 2-1,5" | 39 | 47,5 | 34,8 | | |
| | 2,5-1,5" | 57 | 60,2 | 34,8 | | |
| | 2,5-2" | 39 | 60,2 | 47,5 | | |
| | 3-1" | 92 | 72,9 | 22,1 | | |
| | 3-1,5" | 74 | 72,9 | 34,8 | | |
| | 3-2" | 57 | 72,9 | 47,5 | | |
| | 3-2,5" | 39 | 72,9 | 60,2 | | |
| | 4-2" | 95 | 97,4 | 47,5 | | |
| | 4-2,5" | 78 | 97,4 | 60,2 | | |
| | 4-3" | 60 | 97,4 | 72,9 | | |

| <i>Reducer SMS Excentr. Lasverloop SMS Excentr.</i> | NW | A | B | C | D | E |
|---|----------|-----|------|------|---|---|
|  | 1,5-1" | 46 | 34,8 | 22,1 | | |
| | 2-1" | 68 | 47,5 | 22,1 | | |
| | 2-1,5" | 47 | 47,5 | 34,8 | | |
| | 2,5-1,5" | 70 | 60,2 | 34,8 | | |
| | 2,5-2" | 44 | 60,2 | 47,5 | | |
| | 3-1" | 117 | 72,9 | 22,1 | | |
| | 3-1,5" | 92 | 72,9 | 34,8 | | |
| | 3-2" | 68 | 72,9 | 47,5 | | |
| | 3-2,5" | 47 | 72,9 | 60,2 | | |
| | 4-2" | 117 | 97,4 | 47,5 | | |
| | 4-2,5" | 94 | 97,4 | 60,2 | | |
| | 4-3" | 74 | 97,4 | 72,9 | | |

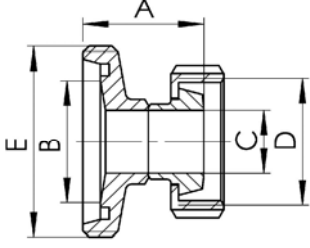
| <i>Reducer DIN CC Conc. Verloop DIN triClamp Conc.</i> | NW | A | B | C | D | E |
|---|--------|-----|-----|----|---|---|
|  | 40-25 | 65 | 37 | 25 | | |
| | 40-32 | 43 | 37 | 31 | | |
| | 50-25 | 76 | 49 | 31 | | |
| | 50-40 | 40 | 49 | 37 | | |
| | 65-40 | 101 | 66 | 37 | | |
| | 65-50 | 46 | 66 | 49 | | |
| | 80-50 | 107 | 81 | 49 | | |
| | 80-65 | 53 | 81 | 66 | | |
| | 100-65 | 119 | 100 | 66 | | |
| | 100-80 | 53 | 100 | 81 | | |

| <i>Reducer DIN CC Excentr. Verloop DIN TriClamp Excentr.</i> | NW | A | B | C | D | E | |
|---|--------|-----|-----|----|---|---|--|
|  | 40-25 | 75 | 37 | 25 | | | |
| | 50-25 | 75 | 49 | 37 | | | |
| | 50-40 | 126 | 66 | 37 | | | |
| | 65-40 | 93 | 66 | 49 | | | |
| | 65-50 | 134 | 81 | 49 | | | |
| | 80-65 | 96 | 81 | 66 | | | |
| | 100-65 | 148 | 100 | 66 | | | |
| | 100-80 | 108 | 100 | 81 | | | |
| | | | | | | | |
| | | | | | | | |

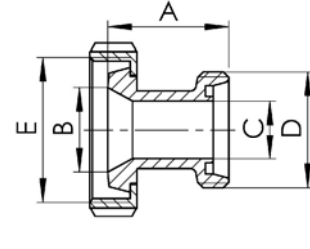
| NW | A | B | C | D | E | <i>Reducer DIN 11851 male ends</i> <i>Conc. Verloop DIN 11851 draad/draac</i> |
|--------|-----|-----|----|------------|------------|--|
| 32-25 | 62 | 32 | 26 | Rd 52x1/6" | Rd 58x1/6" | |
| 40-25 | 73 | 38 | 26 | Rd 52x1/6" | Rd 65x1/6" | |
| 40-32 | 65 | 38 | 32 | Rd 58x1/6" | Rd 65x1/6" | |
| 50-32 | 88 | 50 | 32 | Rd 58x1/6" | Rd 78x1/6" | |
| 50-40 | 78 | 50 | 38 | Rd 65x1/6" | Rd 78x1/6" | |
| 65-40 | 109 | 66 | 38 | Rd 65x1/6" | Rd 95x1/6" | |
| 65-50 | 89 | 66 | 50 | Rd 78x1/6" | Rd 95x1/6" | |
| 80-50 | 116 | 81 | 50 | Rd 78x1/6" | Rd110x1/4" | |
| 80-65 | 92 | 81 | 66 | Rd 95x1/6" | Rd110x1/4" | |
| 100-65 | 131 | 100 | 66 | Rd 95x1/6" | Rd130x1/4" | |
| 100-80 | 109 | 100 | 81 | Rd110x1/4" | Rd130x1/4" | |



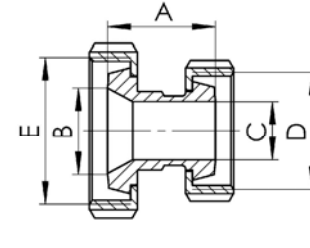
| NW | A | B | C | D | E | <i>Reducer DIN 11851 male/liner</i> <i>Conc. Verloop DIN 11851 draad/punt</i> |
|--------|-----|-----|----|------------|------------|--|
| 32-25 | 55 | 32 | 26 | Rd 52x1/6" | Rd 58x1/6" | |
| 40-25 | 66 | 38 | 26 | Rd 52x1/6" | Rd 65x1/6" | |
| 40-32 | 58 | 38 | 32 | Rd 58x1/6" | Rd 65x1/6" | |
| 50-32 | 81 | 50 | 32 | Rd 58x1/6" | Rd 78x1/6" | |
| 50-40 | 71 | 50 | 38 | Rd 65x1/6" | Rd 78x1/6" | |
| 65-40 | 102 | 66 | 38 | Rd 65x1/6" | Rd 95x1/6" | |
| 65-50 | 82 | 66 | 50 | Rd 78x1/6" | Rd 95x1/6" | |
| 80-50 | 109 | 81 | 50 | Rd 78x1/6" | Rd110x1/4" | |
| 80-65 | 84 | 81 | 66 | Rd 95x1/6" | Rd110x1/4" | |
| 100-65 | 123 | 100 | 66 | Rd 95x1/6" | Rd130x1/4" | |
| 100-80 | 101 | 100 | 81 | Rd110x1/4" | Rd130x1/4" | |



| NW | A | B | C | D | E | <i>Reducer DIN 11851 liner/male</i> <i>Conc. Verloop DIN 11851 punt/draac</i> |
|--------|-----|-----|----|------------|------------|--|
| 32-25 | 55 | 32 | 26 | Rd 52x1/6" | Rd 58x1/6" | |
| 40-25 | 66 | 38 | 26 | Rd 52x1/6" | Rd 65x1/6" | |
| 40-32 | 58 | 38 | 32 | Rd 58x1/6" | Rd 65x1/6" | |
| 50-32 | 81 | 50 | 32 | Rd 58x1/6" | Rd 78x1/6" | |
| 50-40 | 71 | 50 | 38 | Rd 65x1/6" | Rd 78x1/6" | |
| 65-40 | 101 | 66 | 38 | Rd 65x1/6" | Rd 95x1/6" | |
| 65-50 | 81 | 66 | 50 | Rd 78x1/6" | Rd 95x1/6" | |
| 80-50 | 108 | 81 | 50 | Rd 78x1/6" | Rd110x1/4" | |
| 80-65 | 84 | 81 | 66 | Rd 95x1/6" | Rd110x1/4" | |
| 100-65 | 121 | 100 | 66 | Rd 95x1/6" | Rd130x1/4" | |
| 100-80 | 99 | 100 | 81 | Rd110x1/4" | Rd130x1/4" | |



| NW | A | B | C | D | E | <i>Reducer DIN 11851 liner/liner</i> <i>Conc. Verloop DIN 11851 punt/punt</i> |
|--------|-----|-----|----|------------|------------|--|
| 32-25 | 48 | 32 | 26 | Rd 52x1/6" | Rd 58x1/6" | |
| 40-25 | 59 | 38 | 26 | Rd 52x1/6" | Rd 65x1/6" | |
| 40-32 | 51 | 38 | 32 | Rd 58x1/6" | Rd 65x1/6" | |
| 50-32 | 74 | 50 | 32 | Rd 58x1/6" | Rd 78x1/6" | |
| 50-40 | 64 | 50 | 38 | Rd 65x1/6" | Rd 78x1/6" | |
| 65-40 | 94 | 66 | 38 | Rd 65x1/6" | Rd 95x1/6" | |
| 65-50 | 74 | 66 | 50 | Rd 78x1/6" | Rd 95x1/6" | |
| 80-50 | 101 | 81 | 50 | Rd 78x1/6" | Rd110x1/4" | |
| 80-65 | 76 | 81 | 66 | Rd 95x1/6" | Rd110x1/4" | |
| 100-65 | 113 | 100 | 66 | Rd 95x1/6" | Rd130x1/4" | |
| 100-80 | 91 | 100 | 81 | Rd110x1/4" | Rd130x1/4" | |



| <i>Connection DIN 11851 liner/liner</i> <i>Verbindstuk DIN 11851 punt/punt</i> | NW | A | B | C | D | E |
|---|-----|----|---|-----|---|------------|
| | 10 | 34 | | 10 | | Rd 28x1/8" |
| | 15 | 34 | | 16 | | Rd 34x1/8" |
| | 20 | 36 | | 20 | | Rd 44x1/6" |
| | 25 | 44 | | 26 | | Rd 52x1/6" |
| | 32 | 50 | | 32 | | Rd 58x1/6" |
| | 40 | 52 | | 38 | | Rd 65x1/6" |
| | 50 | 56 | | 50 | | Rd 78x1/6" |
| | 65 | 64 | | 66 | | Rd 95x1/6" |
| | 80 | 74 | | 81 | | Rd110x1/4" |
| | 100 | 88 | | 100 | | Rd130x1/4" |

| <i>Connection DIN 11851 male/male</i> <i>Verbindstuk DIN 11851 draad/draaa</i> | NW | A | B | C | D | E |
|---|-----|-----|----|-----|---|------------|
| | 10 | 42 | 4 | 10 | | Rd 28x1/8" |
| | 15 | 42 | 4 | 16 | | Rd 34x1/8" |
| | 20 | 48 | 6 | 20 | | Rd 44x1/6" |
| | 25 | 58 | 7 | 26 | | Rd 52x1/6" |
| | 32 | 64 | 7 | 32 | | Rd 58x1/6" |
| | 40 | 66 | 7 | 38 | | Rd 65x1/6" |
| | 50 | 70 | 7 | 50 | | Rd 78x1/6" |
| | 65 | 80 | 8 | 66 | | Rd 95x1/6" |
| | 80 | 90 | 8 | 81 | | Rd110x1/4" |
| | 100 | 108 | 10 | 100 | | Rd130x1/4" |